
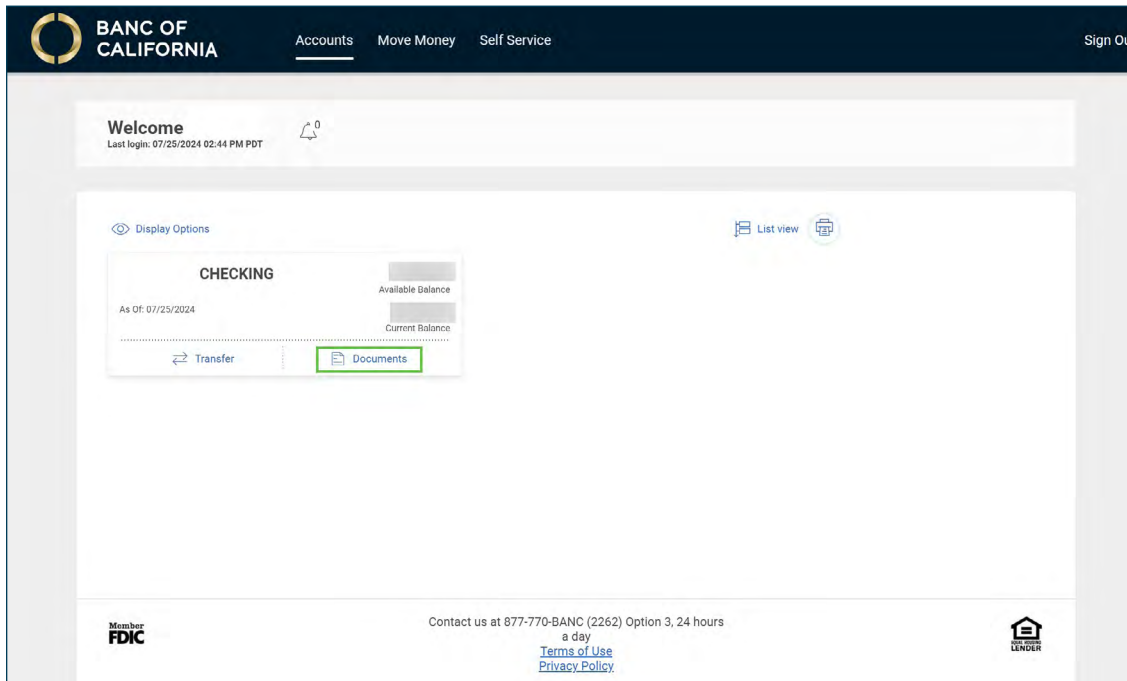


USER GUIDE:
ENROLLING IN ONLINE STATEMENTS

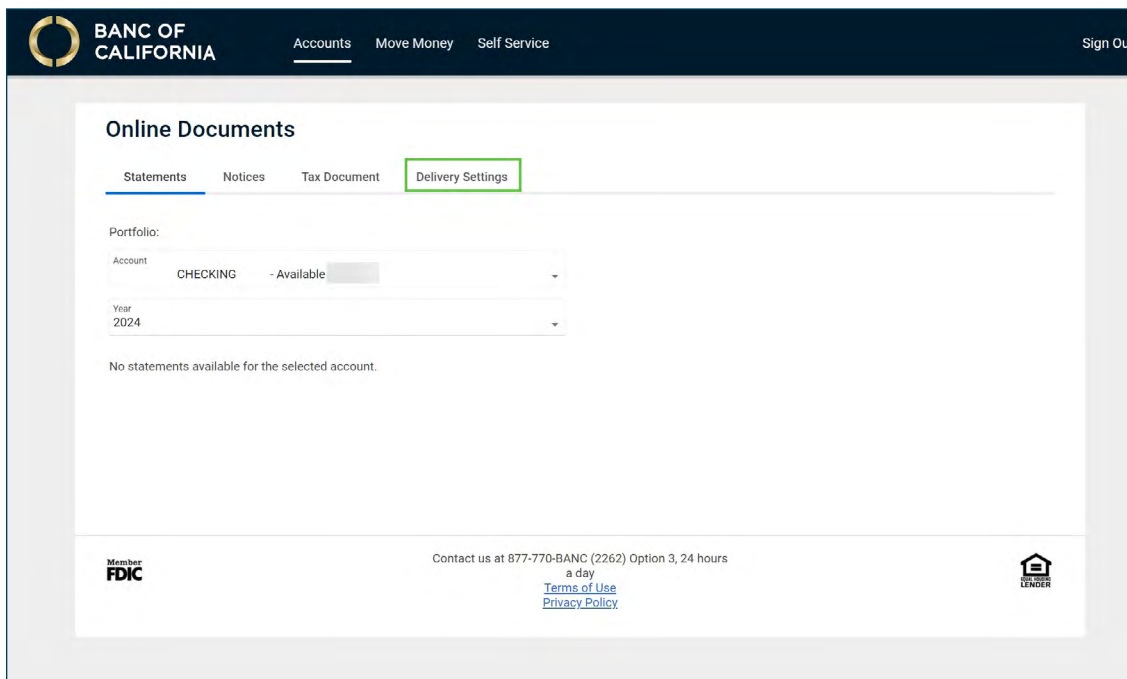


Enrolling in Online Statements

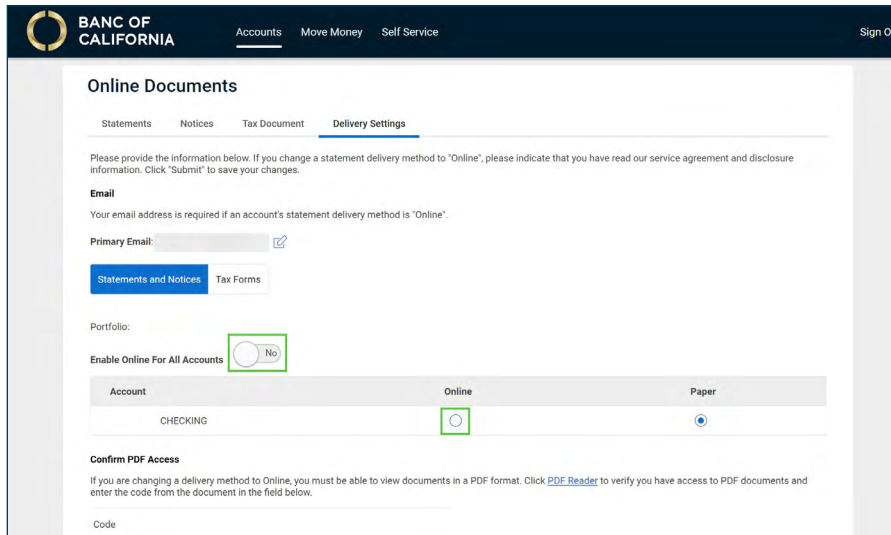
- 1 To enroll in online statements, log in to **Personal Online** at bancofcal.com and click on **Documents**. (Important Note: Statement preferences **cannot** be changed using the mobile app.)



- 2 Within the **Online Documents** menu, click the **Delivery Settings** tab on the right.



- 3 Within the **Delivery Settings** menu, you can click the **Enable Online for All Accounts** switch if you'd like to change all accounts to online statements, or click the radio button to switch individual accounts' delivery settings.



Online Documents

Statements Notices Tax Document **Delivery Settings**

Please provide the information below. If you change a statement delivery method to "Online", please indicate that you have read our service agreement and disclosure information. Click "Submit" to save your changes.

Email
Your email address is required if an account's statement delivery method is "Online".

Primary Email:

Statements and Notices Tax Forms

Portfolio:

Enable Online For All Accounts No

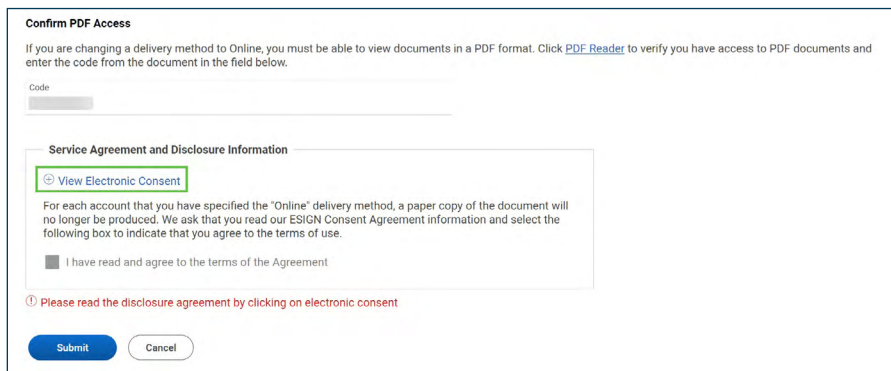
Account	Online	Paper
CHECKING	<input type="radio"/>	<input checked="" type="radio"/>

Confirm PDF Access
If you are changing a delivery method to Online, you must be able to view documents in a PDF format. Click [PDF Reader](#) to verify you have access to PDF documents and enter the code from the document in the field below.

Code

- 4 You can confirm PDF access if you are unsure by following the instructions on screen. (This is an optional step.)

- 5 Next, you must click the **View Electronic Consent** link,



Confirm PDF Access

If you are changing a delivery method to Online, you must be able to view documents in a PDF format. Click [PDF Reader](#) to verify you have access to PDF documents and enter the code from the document in the field below.

Code

Service Agreement and Disclosure Information

[View Electronic Consent](#)

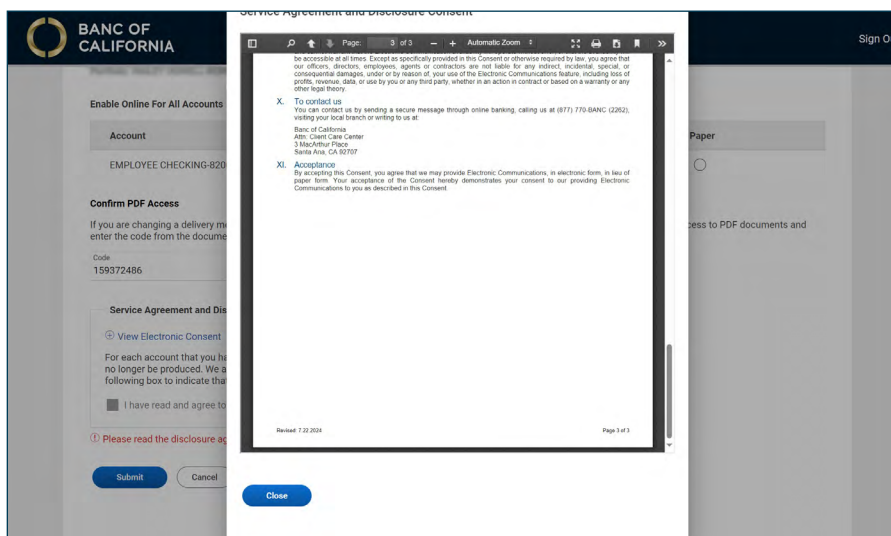
For each account that you have specified the "Online" delivery method, a paper copy of the document will no longer be produced. We ask that you read our ESIGN Consent Agreement information and select the following box to indicate that you agree to the terms of use.

I have read and agree to the terms of the Agreement

Please read the disclosure agreement by clicking on electronic consent

Submit Cancel

and scroll down in the **Agreement Window** to click the **Close** button, then check the box to acknowledge the terms of the agreement.



Service Agreement and Disclosure Consent

be accessible at all times. Except as specifically provided in this Consent or otherwise required by law, you agree that our officers, directors, employees, agents or contractors are not liable for any indirect, incidental, special or consequential damages, under or by reason of your use of the Electronic Communications feature, including loss of profits, revenue, data, or use by you or any third party, whether in an action in contract or based on a warranty or any other legal theory.

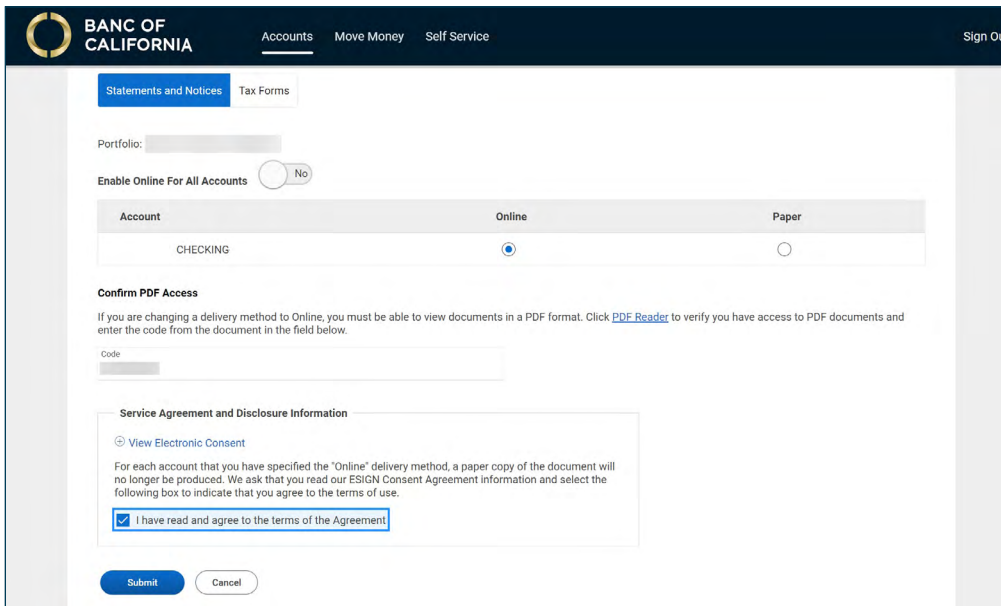
X. **To contact us**
You can contact us by sending a secure message through online banking, calling us at (877) 770-BANC (2262), visiting your local branch or writing to us at:
Banc of California
Attn: Client Care Center
3 MacArthur Place
Santa Ana, CA 92707

XI. **Acceptance**
By accepting this Consent, you agree that we may provide Electronic Communications, in electronic form, in lieu of paper form. Your acceptance of the Consent hereby demonstrates your consent to our providing Electronic Communications to you as described in the Consent.

Revised 7/2/2018 Page 1 of 3

Close

6 Click **Submit**.



BANC OF CALIFORNIA Accounts Move Money Self Service Sign Out

Statements and Notices Tax Forms

Portfolio: [Redacted]

Enable Online For All Accounts No

Account	Online	Paper
CHECKING	<input checked="" type="radio"/>	<input type="radio"/>

Confirm PDF Access
If you are changing a delivery method to Online, you must be able to view documents in a PDF format. Click [PDF Reader](#) to verify you have access to PDF documents and enter the code from the document in the field below.

Code: [Redacted]

Service Agreement and Disclosure Information

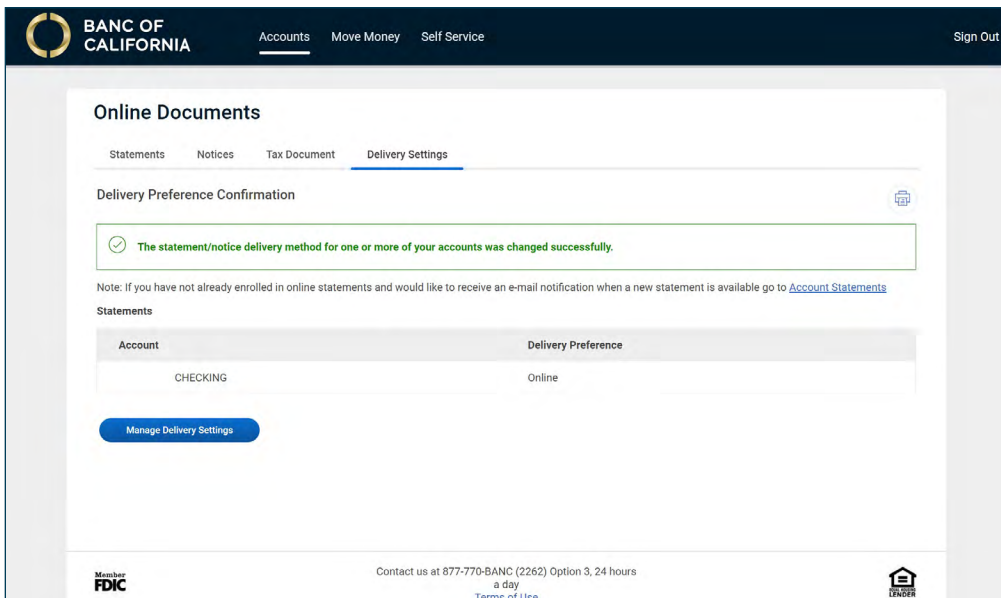
View Electronic Consent

For each account that you have specified the "Online" delivery method, a paper copy of the document will no longer be produced. We ask that you read our ESIGN Consent Agreement information and select the following box to indicate that you agree to the terms of use.

I have read and agree to the terms of the Agreement

Submit Cancel


7 A confirmation message will appear showing your delivery preferences were changed successfully.



BANC OF CALIFORNIA Accounts Move Money Self Service Sign Out

Online Documents

Statements Notices Tax Document Delivery Settings

Delivery Preference Confirmation 


The statement/notice delivery method for one or more of your accounts was changed successfully.

Note: If you have not already enrolled in online statements and would like to receive an e-mail notification when a new statement is available go to [Account Statements](#)

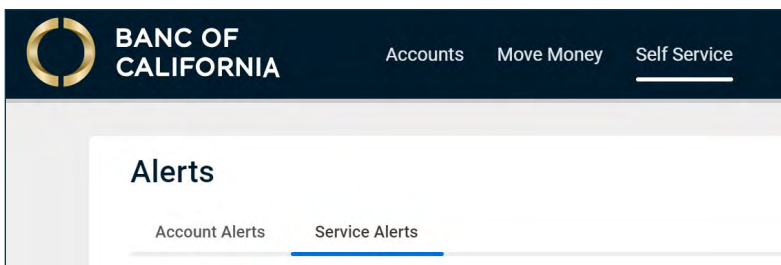
Statements

Account	Delivery Preference
CHECKING	Online

Manage Delivery Settings

Member **FDIC** Contact us at 877-770-BANC (2262) Option 3, 24 hours a day  Terms of Use

Note that **Statement Alerts** can be managed under **Self Service** in the **Service Alerts** tab.



BANC OF CALIFORNIA Accounts Move Money Self Service

Alerts

Account Alerts Service Alerts